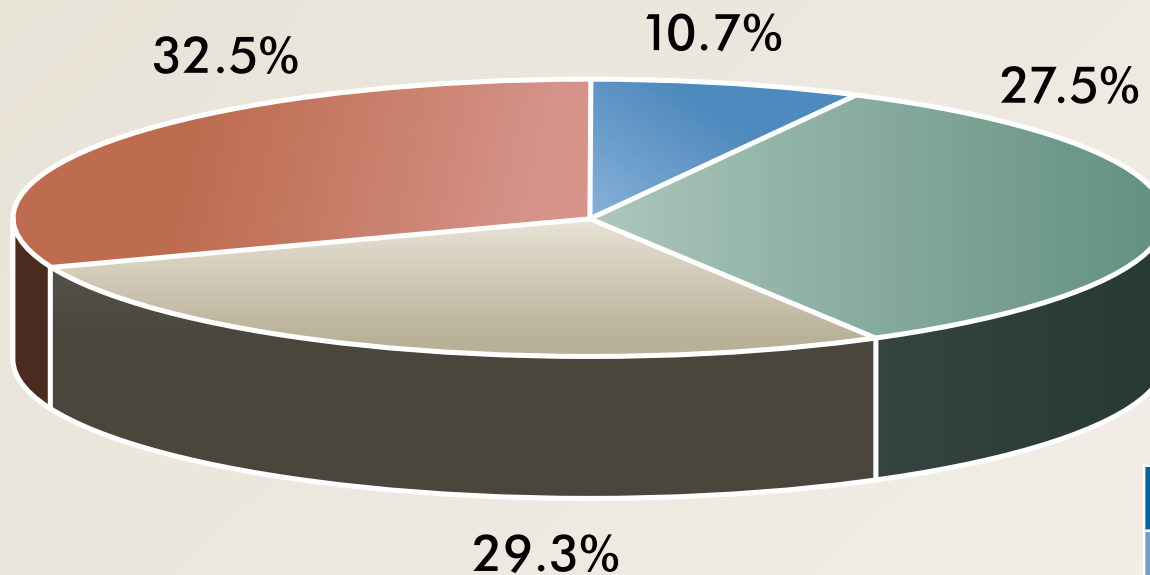


Report Card

An Evaluation of Methodist Rehabilitation Center

2009

Characteristics of Persons Served



Age Ranges

- 0-44 = 10.7%
- 45-64 = 27.5%
- 65-74 = 29.3%
- 75+ = 32.5%

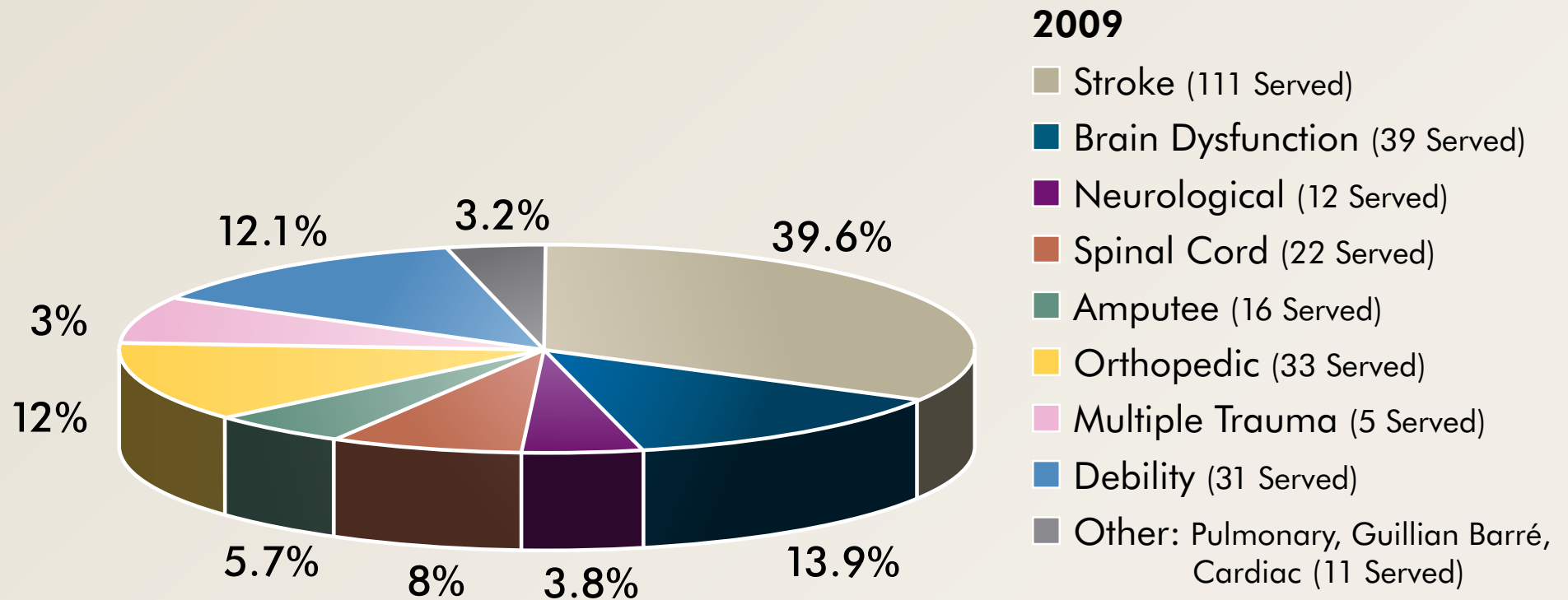
Total Discharges, 2009	285
Female	49.4%
Male	50.6%
Average Length of Stay	16 days

Report Card

An Evaluation of Methodist Rehabilitation Center

2009

Persons Served by Diagnosis



Report Card

An Evaluation of Methodist Rehabilitation Center

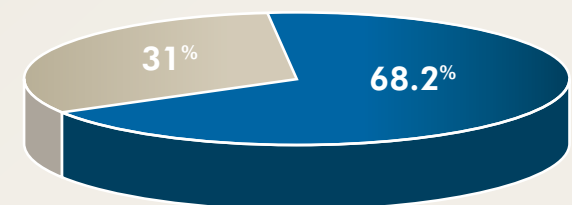
2009

Satisfaction at Discharge

	% Excellent Ranking
Overall Quality of Care	93.1%
Overall Quality of Nursing Care	96.7%
Staff Listening and Answering Questions	91.6%
Overall Teamwork Between Doctors, Nurses & Staff	88.3%

What is the likelihood you would recommend Methodist Rehabilitation Center to Family & Friends?

- Excellent – 68.2%
- Very Good – 31%



Results from national database of inpatient rehab units surveyed by Professional Research Corporation (PRC, Lincoln, NE)

Report Card

An Evaluation of Methodist Rehabilitation Center

2009

Satisfaction at Follow-up: Three months after discharge

95%

Overall Satisfaction

People discharged from the rehabilitation program in 2009 gave an overall average rating of 95%, compared to an overall average rating of 95% for all other programs in the IT Health Tracks data base.

81%

Community Participation Satisfaction

Measuring satisfaction of community participation gives an indication of the program's ability to help people regain a level of social and community participation after rehabilitation. Overall, people receiving rehabilitation from Methodist Rehabilitation Center achieve a level of satisfaction with community participation that is higher than the national comparison 78.5%.

85.75%

Quality of Life Satisfaction

The quality of life satisfaction indicator measures the degree to which persons served are satisfied with the quality of their life after rehabilitation. People discharged from Methodist Rehabilitation Center rated their quality of life as higher than a national comparison, 85.75% compared to 80.75%.

86.25%

Goal Attainment Satisfaction

The Methodist Rehabilitation Center staff strives to keep the person served involved in setting their goals for rehabilitation. The level to which people achieve the goals that are important to them is indicated by their level of satisfaction. People discharged from Methodist Rehabilitation Center report satisfaction at 86.25% with the goals they achieve. This compares to 82.25% on national comparison.

Report Card

An Evaluation of Methodist Rehabilitation Center

2009

Discharge Destinations

	At Discharge	3 Month Follow-Up
Community (ex: own home, relative/friend's home, assisted living setting)	71%	85%
Subacute or Skilled Nursing Facility (short or long-term care)	17%	3%
Acute Hospital	11%	

Source: IT Health Tracks